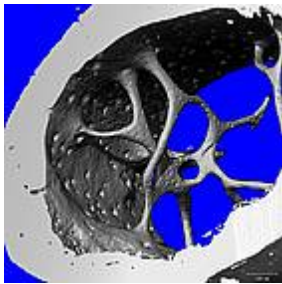



# SCANCO MEDICAL

$\mu$ CT 50


## Biomedical Applications ( $\mu$ CT 50)




Mouse femur (1  $\mu$ m voxelsize)




Bone fragment



1  $\mu$ m wide crevice in bone



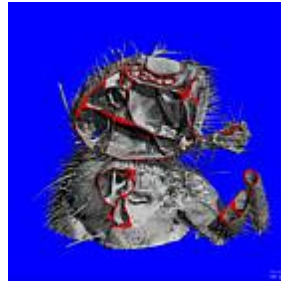
Cortical bone



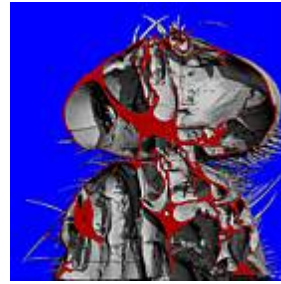
Haversian canals and osteocytes in cortical bone



Fly head

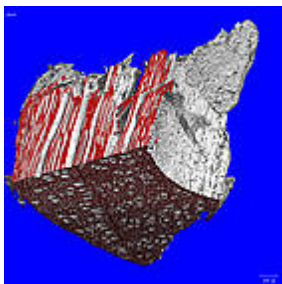


Fly head (cut face=red)




Fly head detail (cut face=red)


## Fibers ( $\mu$ CT 50)




Wood




Wood detail (voxelsize 1 $\mu$ m)



Wood with wormhole (voxelsize 750 nm)



Piece of a match (colour code thickness map)



Paper

SCANCO Medical AG	phone	+41 (0)44 805 98 00
Fabrikweg 2	fax	+41 (0)44 805 98 01
8306 Brüttisellen	web	<a href="http://www.scanco.ch">www.scanco.ch</a>
Switzerland	email	<a href="mailto:info@scanco.ch">info@scanco.ch</a>