


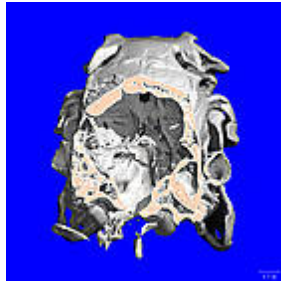
SCANCO MEDICAL

μ CT 80


Biomedical Applications (μ CT 80)




Horse premolar



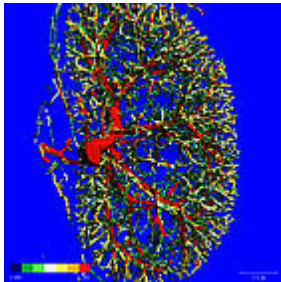
Rabbit cranium



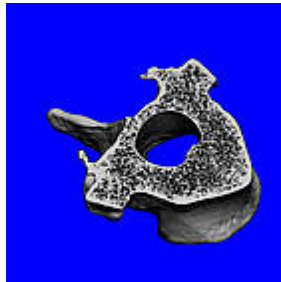
Human finger detail



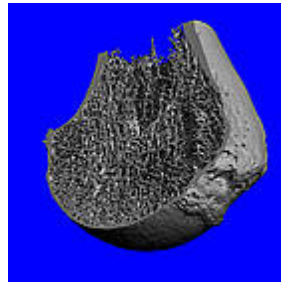
Calcaneus bone



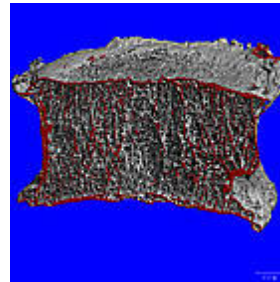
Mouse kidney



Human neck
vertebra




Humerus




Human vertebra
(virtual cut)


Material Applications (μ CT 80) - Porosity of aluminium Foams




Porosity map of
open structure Al
foam



Porosity map of
medium density Al
foam



Porosity map of high
density Al foam



Porosity map of very
high density Al foam

Paleontology (μ CT 80)



SCANCO Medical AG	phone	+41 (0)44 805 98 00
Fabrikweg 2	fax	+41 (0)44 805 98 01
8306 Brüttisellen	web	www.scanco.ch
Switzerland	email	info@scanco.ch