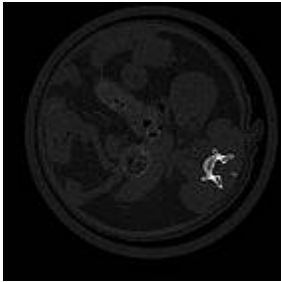


# SCANCO MEDICAL

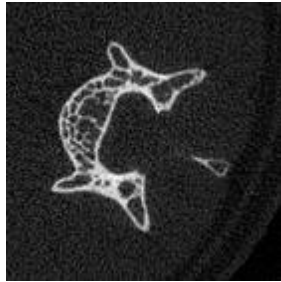
vivaCT 40

---

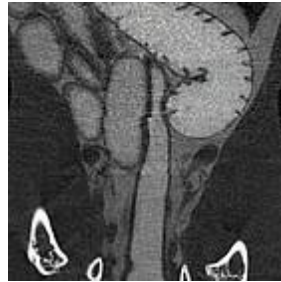
## Biomedical Applications (vivaCT 40)



Vertebra, 2D



Detail of vertebra,  
2D




Mouse abdomen  
with contrast agent



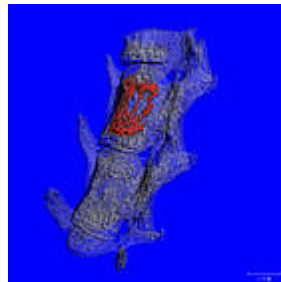
Mouse vertebra  
(courtesy of ETH  
Zürich)



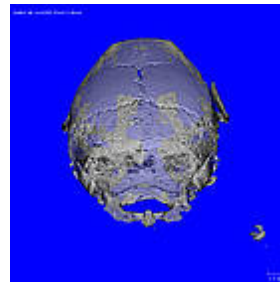
Whole mouse  
(courtesy of ETH  
Zürich)



Segmented mouse  
spine

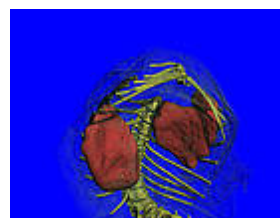
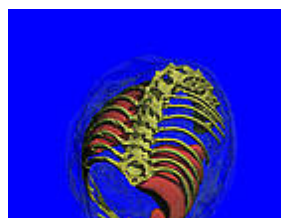
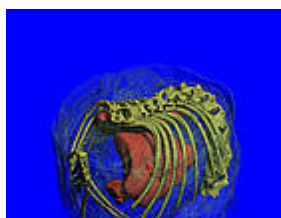
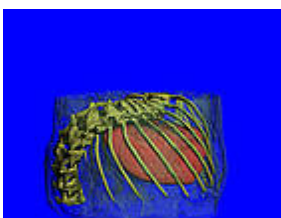


Mouse spine with  
transparent cortex

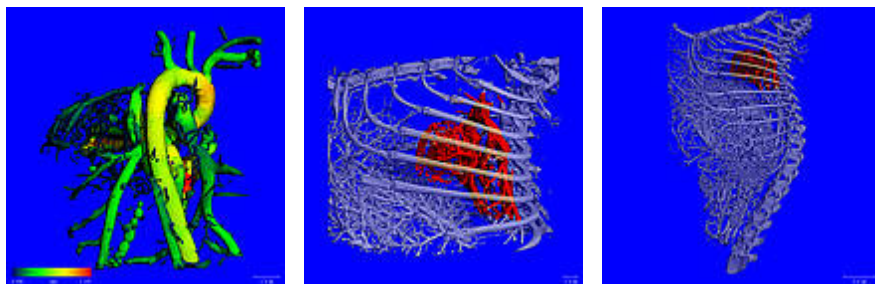


Mouse cranium

## Mouse Lungs (vivaCT 40)



## Mouse Cardiovascular System With Contrast Agent (vivaCT 40)



SCANCO Medical AG  
Fabrikweg 2  
8306 Brüttisellen  
Switzerland

phone +41 (0)44 805 98 00  
fax +41 (0)44 805 98 01  
web [www.scanco.ch](http://www.scanco.ch)  
email [info@scanco.ch](mailto:info@scanco.ch)